

Unit Topic: How to the Show/Hide the Final Calculated Grade to Students

Introduction

The visibility of the Final Calculated Grade is controlled by the Release property of the Grades settings. The default setting is that it is visible. However, it is worthwhile to review the state of your Final Calculated Grade to confirm it is either visible, or not, as required.

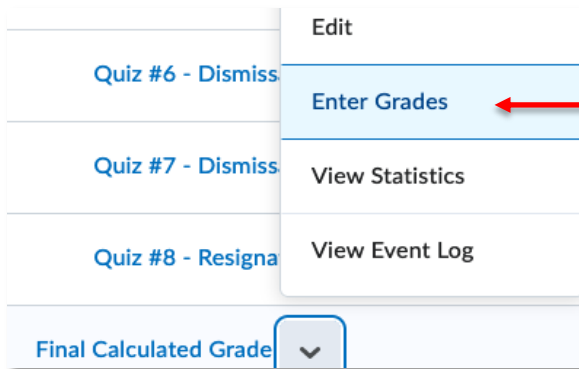
Content

This document covers the following topics:

- Setting the Visibility of the Final Calculated Grade

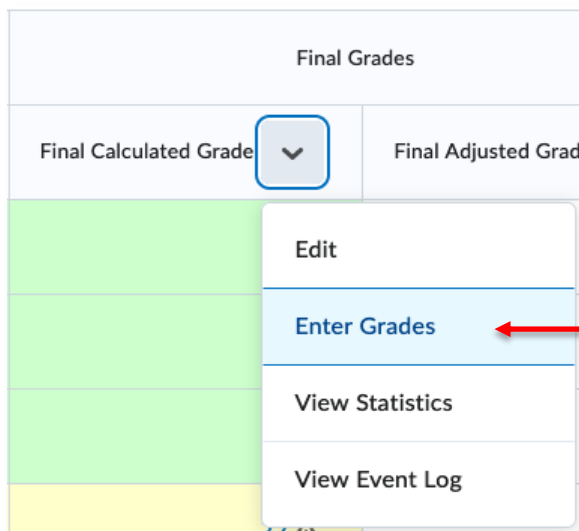
Setting the Visibility of the Final Calculated Grade

To change the visible state (released/visible or unreleased/hidden) of the Final Calculated Grade, login to DC Connect, select the appropriate course, and click on the Grades link.



Navigate to the Manage Grades list and select the Enter Grades option from the Final Calculated Grade item action menu.

OR



Navigate to the Enter Grades page and select the Enter Grades option from the Final Calculated Grade item action menu.

Final Grades

► [Show details and overall feedback](#)

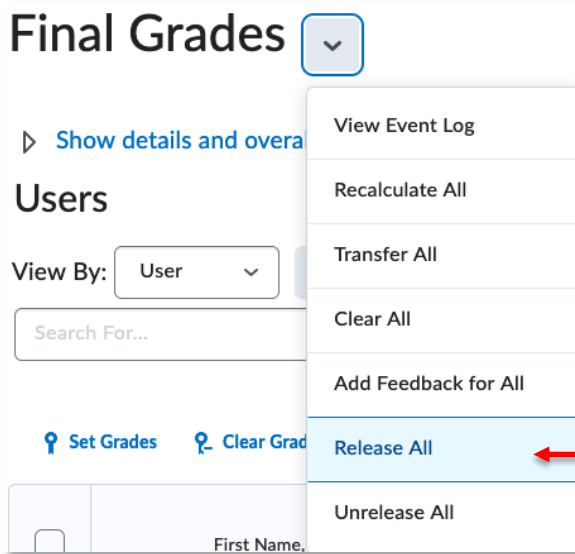
Users

View By:

[Set Grades](#) [Clear Grades](#) [Add Feedback](#) [Email](#) [Release/Unrelease](#)

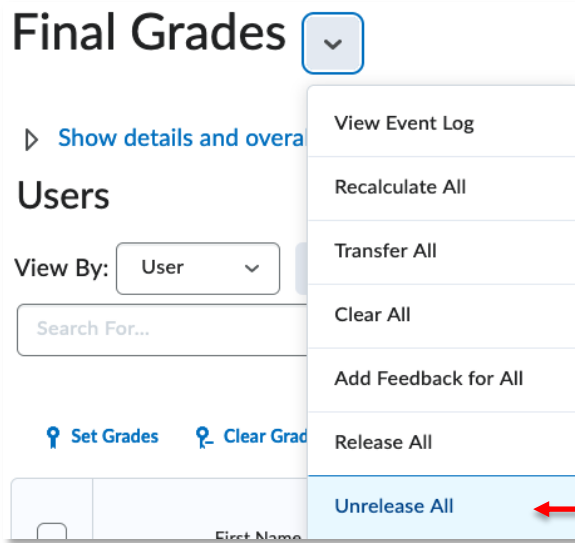
<input type="checkbox"/>	First Name, Last Name	Final Calculated Grade ▲		Final Adjusted Grade		Feedback	Released
		Grade	Scheme	Grade	Scheme		
<input type="checkbox"/>	202243.13841, Instructor Student View	- / -	-	<input type="text"/> / <input type="text"/> > <input type="button" value=""/>	-	No feedback provided. <input type="button" value=""/>	<input checked="" type="checkbox"/>

If there are checkmarks in the checkboxes of the Released column, students can see their Final Calculated Grade.



If there are not, and you would like the grade to be visible, click on the on the action menu next to Final Grades at the top of the page and select the **Release All** option.

Click the **Save and Close** button to affix your update.



To hide the Final Calculated Grades from your students, click on the on the action menu next to Final Grades at the top of the page and select the **Unrelease All** option.

Click the **Save and Close** button to affix your update.

<input type="checkbox"/>	First Name, Last Name	Final Calculated Grade ▲		Final Adjusted Grade		Feedback	Released
		Grade	Scheme	Grade	Scheme		
<input type="checkbox"/>	202243.13841, Instructor Student View ▾	- / -	-	<input type="text"/> / <input type="text"/> > <input type="button" value="Calculator"/>	-	No feedback provided. <input type="button" value="Pencil"/>	<input type="checkbox"/>

The checkboxes in the Released column should update accordingly.